

Creative Drawer

Creative Actions FX Pastel Transitions for PS7+

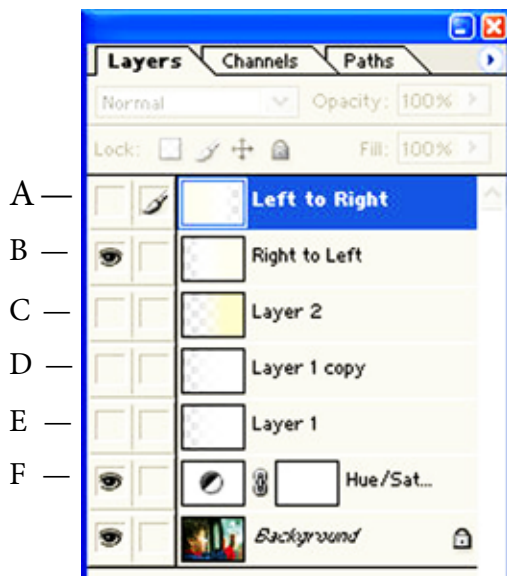
A beautiful soft effect with twenty pastel color variations.

This is a simple action to run. There are no stops and no dialog boxes. (English Photoshop only.)





Although this actions ends with the pastel transition in two finished versions right to left (above) and left to right, we also leave the other layers so that you can increase or decrease the effect.

This is the layers palette after the action ends:



A & B are the finished action effect at the action's default opacity settings. C is the pastel gradient; it defaults to 52%. Although there are a number of ways to adjust the effect, here are the simplest.

To alter the tint value: Turn off B. Increase or decrease the opacity of C.

To alter the background saturation/desaturation: Turn off B. On Layer F, Double Click on the Hue & Saturation Icon ( or ). This brings up the Hue & Saturation Dialog Box. Here you can adjust Hue, the Saturation, Lightness and Darkness of the Background (image) layer, F.

To alter and flip the effect: Turn off B. Make the changes to the effect as described above. Turn off E and F. Select All>Copy Merged>Paste. Flip this new layer.

Here are the Color Swatches at 100% opacity with the name of the action:



Creative Drawer

Terms of Use

Thank you for trying our Creative Actions FX Pastel Transitions. These actions for Photoshop, were developed on PS 7 and tested on PS 7, CS2, and CS3. Our terms of use are as follow:

- 1) By downloading, purchasing, or using any of our Products (actions, corners, borders, displacement maps, etc.), you are agreeing to this non-transferable, limited use license:
- 2) You may use our Products to enhance or supplement any of your, a client, friend, or relative's art work or photographs (Art) for personal or commercial use (Purpose).
- 3) You may not distribute, give, sell, or enable the distribution, giving or selling (collectively: Redistribution) of any of our Products in any form—other than as part of your Art—to any person, institution, company, or online group by any means.
- 4) You may not do anything to our Products that has the effect of circumventing the intent, or Purpose of this nontransferable, limited use license:
- 5) Actions clearly show each action step. If you are interested in actions, we encourage you to learn from them. You may not Redistribute our Actions. Nor may you circumvent the terms of use or copyright simply by changing or removing our name, or altering a stop.
- 6) Where possible or practical please credit and link back to: www.creativedrawer.com.

Our Products are copyrighted © Creative Drawer (© CD), © Walton Mendelson, or © Lissalei, as noted on the Product or website pages. They remain the property of Creative Drawer, Walton Mendelson, or Lissalei. All other rights reserved.

Some Products may have different ToUs, and the TOUs may change from time to time. Please read the terms for each Product you are interested in.

Rev. April, 2009, for Creative Action FX

Please visit www.creativedrawer.com for Photoshop actions, brushes, tutorials, and our *Photoshop Actions Guide, Part 1*, included free with every purchased set of actions.

“Little Boy” © 2008 by Noam Armonn (image #2545466), represented by 123RF, www.123rf.com
Photoshop is a registered trademark of Adobe

© 2009 Creative Drawer
www.creativedrawer.com

Set your imagination free!